

ECHO CoC & Community Presentation

March 31, 2026



ECHO Team

Valerie Longoria, Executive Director - Val@echowtx.org

Edward Grady, System Administrator - Edward@echowtx.org

Michael Gallegos, Coordinated Entry Manager - Michael@echowtx.org

Seydia Adkins, Program Coordinator - Seydia@echowtx.org

echowtx.org



Lubbock PIT Count

Presented by:

Edward Grady - System Administrator



What to expect:

- Thank you!
- What is the point in time count
- Overall Homeless Snapshot
- Sheltered Count
- Unsheltered Count
- Key Takeaways
- Crowdsourcing



THANK YOU!!

- 29 Volunteers
 - 15 street outreach volunteers
 - 14 PIT Party Volunteers
- 145.5 volunteer hours
- 14+ agencies represented

Count Locations

- Open Door Community Center
- Catholic Charities
- Kingdom Co-Op: PIT Party

Lubbock Housing / Shelter Providers

VOLUNTEERS:

- After Amen
- Catholic Charities
- Department of Veteran Affairs
- Family Promise of Lubbock
- FOCUS Housing & Rehabilitation
- Hombres Nobles
- Larry Combast Center
- Lubbock Impact
- Lubbock Police Department
- Open Door
- Stages of Recovery
- StarCare
- Still Horizon Housing
- Sustainable food center

THANK YOU!!

HOUSING PROVIDERS

- Family Promise of Lubbock
- Grace Campus
- Open Door
 - PSH
 - Survivor housing
- Redemption Way
- Salvation Army of Lubbock
- Still Horizon Housing



WHAT IS THE PIT COUNT?

- **PIT COUNT = POINT IN TIME COUNT**
- **ANNUAL ONE DAY SNAPSHOT OF SHELTERED AND UNSHELTERED HOMELESSNESS**
- **2026 COUNT - JAN 22, 2026**

West Texas

- **The PIT COUNT Supports:**


- **LOCAL SERVICE PLANNING**
- **LOCAL RESOURCE TARGETING**
- **MEASUREMENT OF PROGRESS OVER TIME**
- **GAP IDENTIFICATION IN CRISIS & HOUSING RESPONSE SERVICES**
- **GUIDES OUTREACH AND SHELTER STRATEGY**
- **COORDINATION BETWEEN PROVIDERS, GOVERNMENTS, AND COMMUNITY PARTNERS**
- **FEDERAL REPORTING REQUIREMENTS**



West Texas



- **SHELTERED HOMELESS**
 - **SHELTERED = HOUSED IN EMERGENCY SHELTER OR TRANSITIONAL HOUSING UNITS**



- **SHELTERED COUNT TAKEN FROM THE ECHO DATABASE/HMIS**
 - **62% PIT = HMIS DATA**
 - **DOMESTIC VIOLENCE SHELTER COUNTS COLLECTED THROUGH ANONYMOUS SURVEYS & HISTORICAL EXTRAPOLATION FOR PRIVACY**

- UNSHELTERED HOMELESSNESS

- UNSHELTERED = PERSONS

- STAYING IN A PLACE NOT MEANT FOR HUMAN HABITATION



- UNSHELTERED & DV COUNT TAKEN VIA SURVEYS OF INDIVIDUALS AND OBSERVATION COUNTS

- 8% PIT = OBSERVATION TALLY

- 30% PIT = SURVEYS

West Texas



OVERALL HOMELESS SNAPSHOT

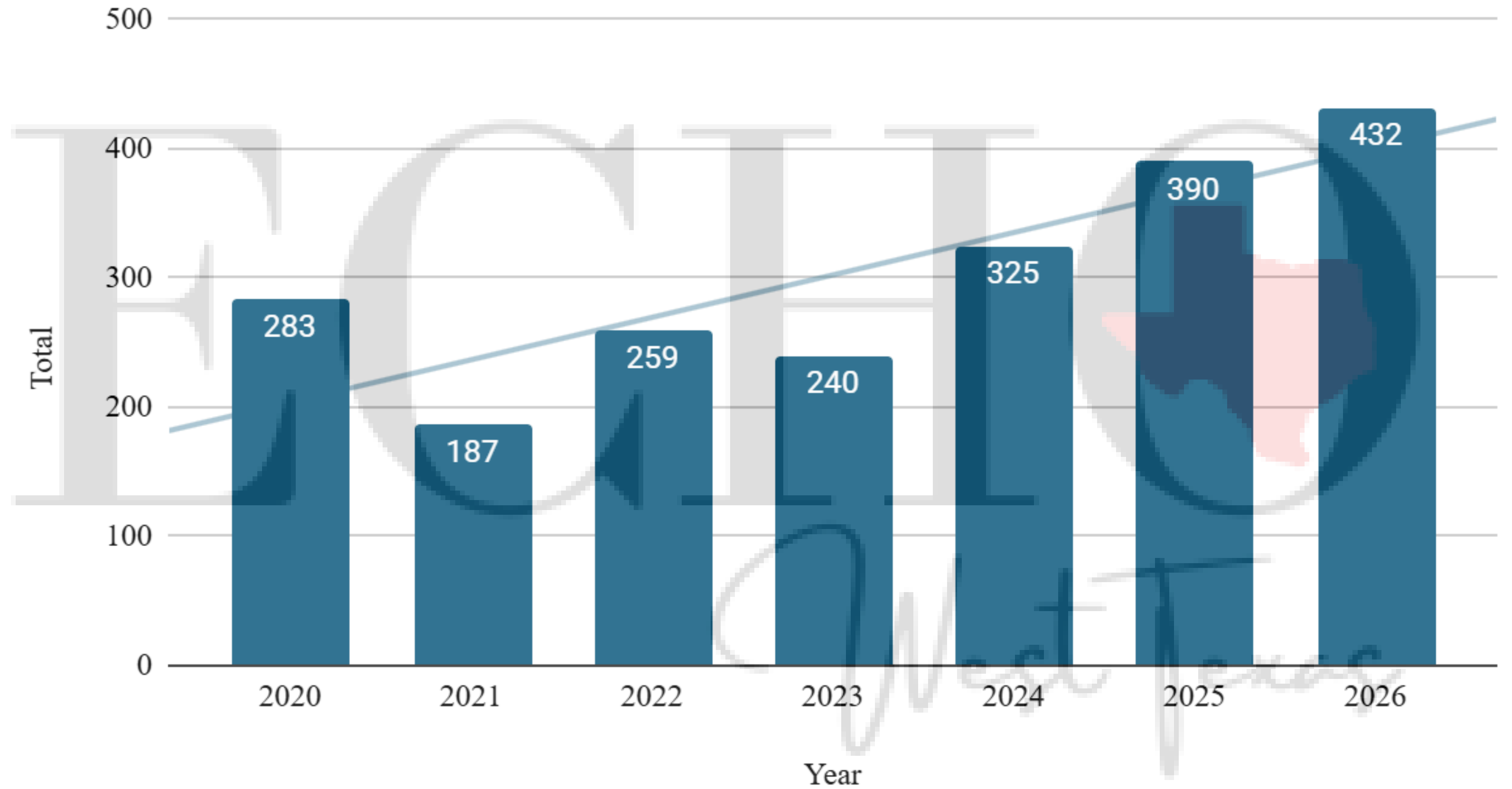
**432 - Total # of persons
experiencing
homelessness**

268 Sheltered Persons

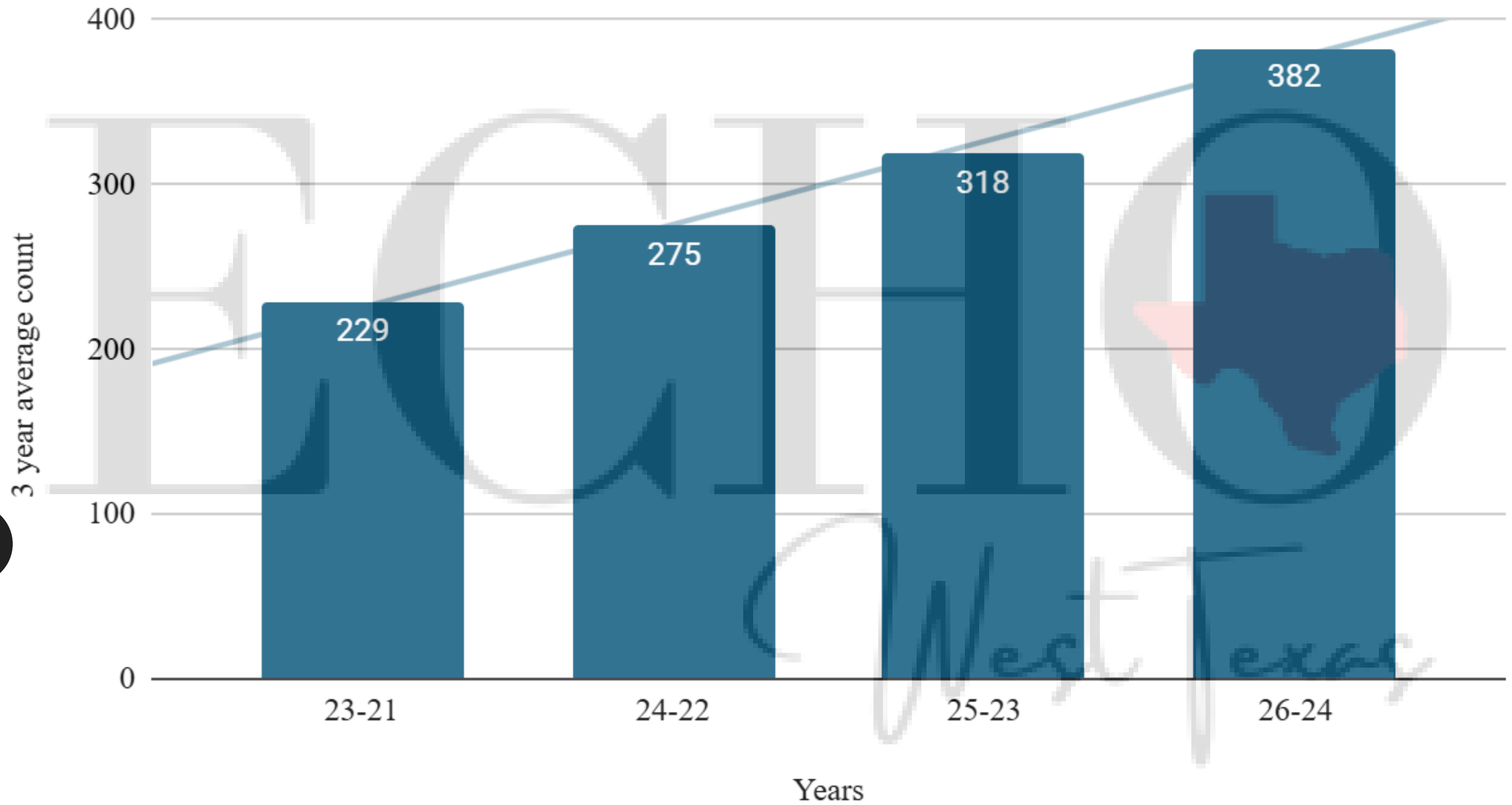
164 Unsheltered Persons



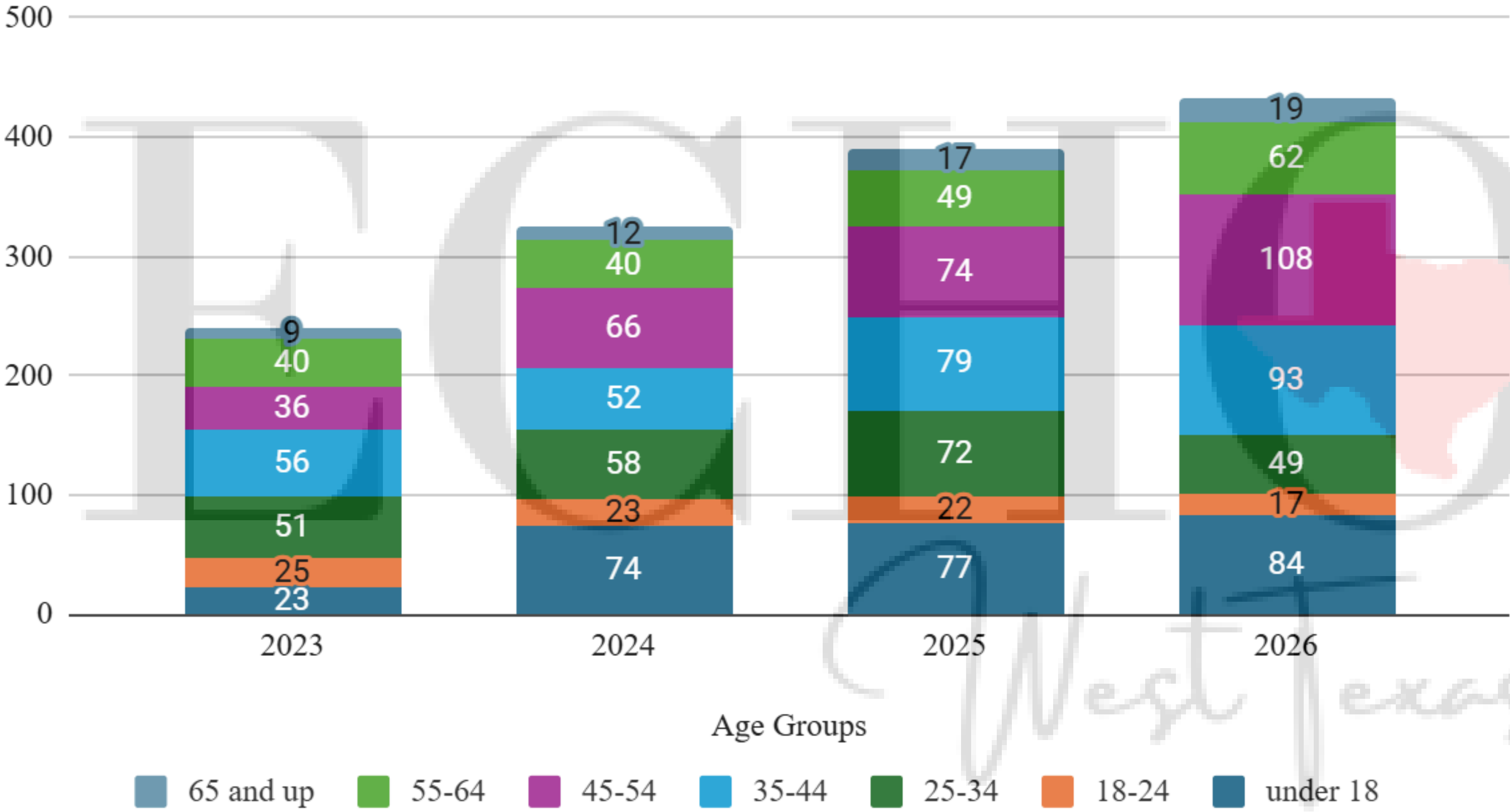
PIT Totals 2026 - 2020



Rolling Average (3 years)



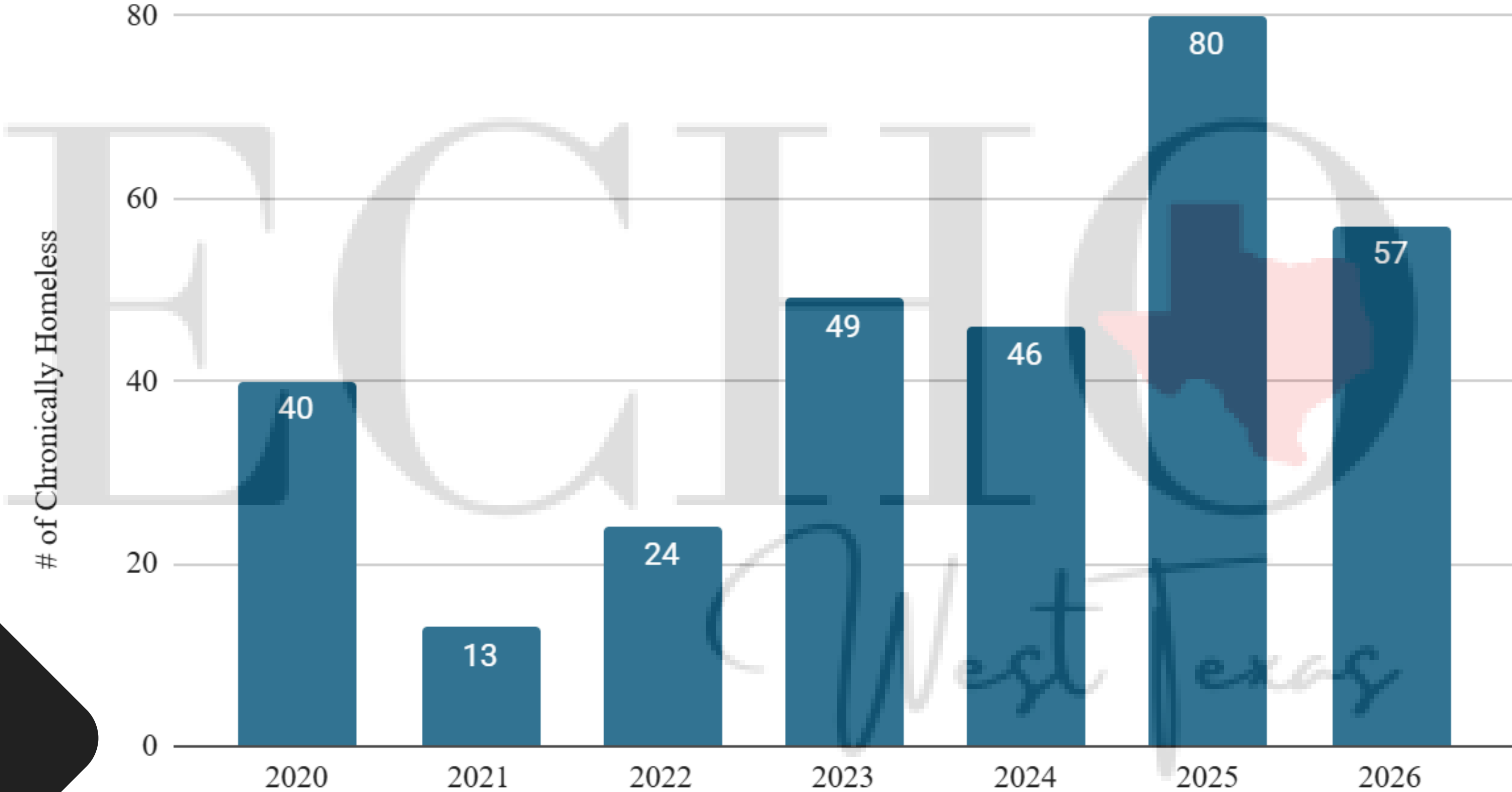
Year over Year Age Ranges 2026-2023



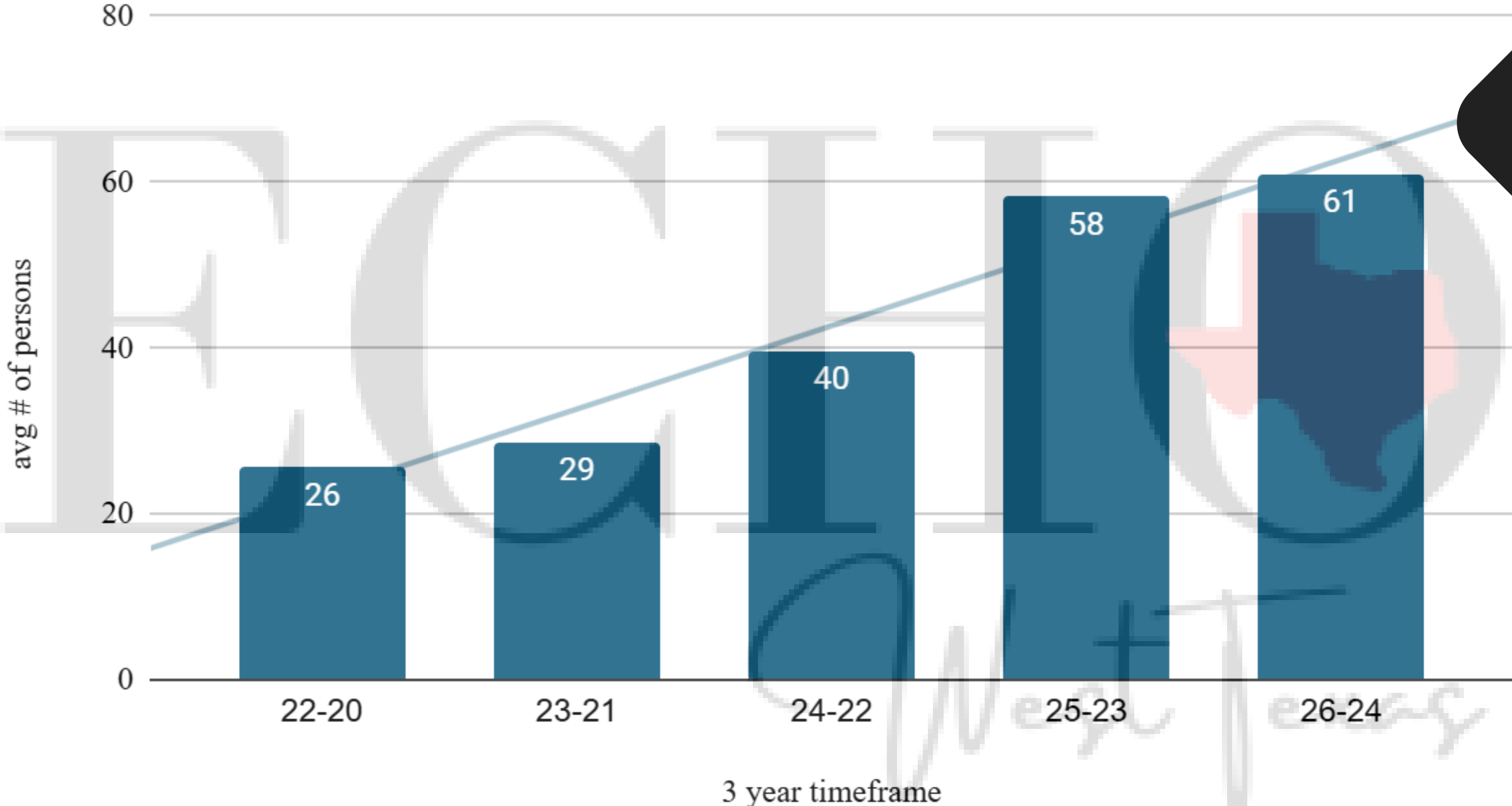
West Texas



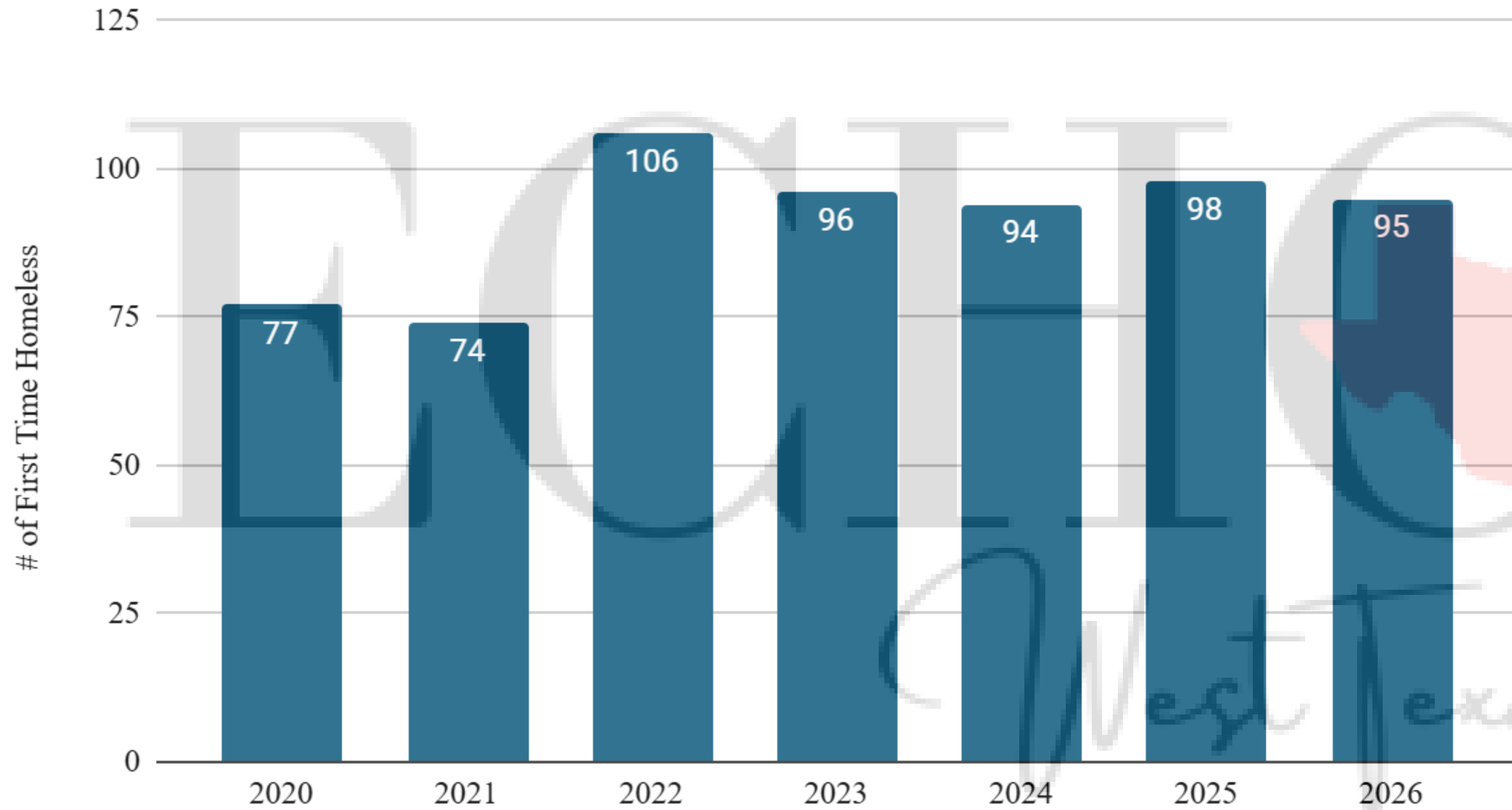
Chronically Homeless 2020-2026



Chronic Homeless (rolling average)



First Time Homeless 2020-2026



Households with Children


- **Emergency Shelter: 23 Households,**
 - **96 persons**
- **Transitional Housing: 7 Households,**
 - **26 persons**
- **Unsheltered: 0 persons**





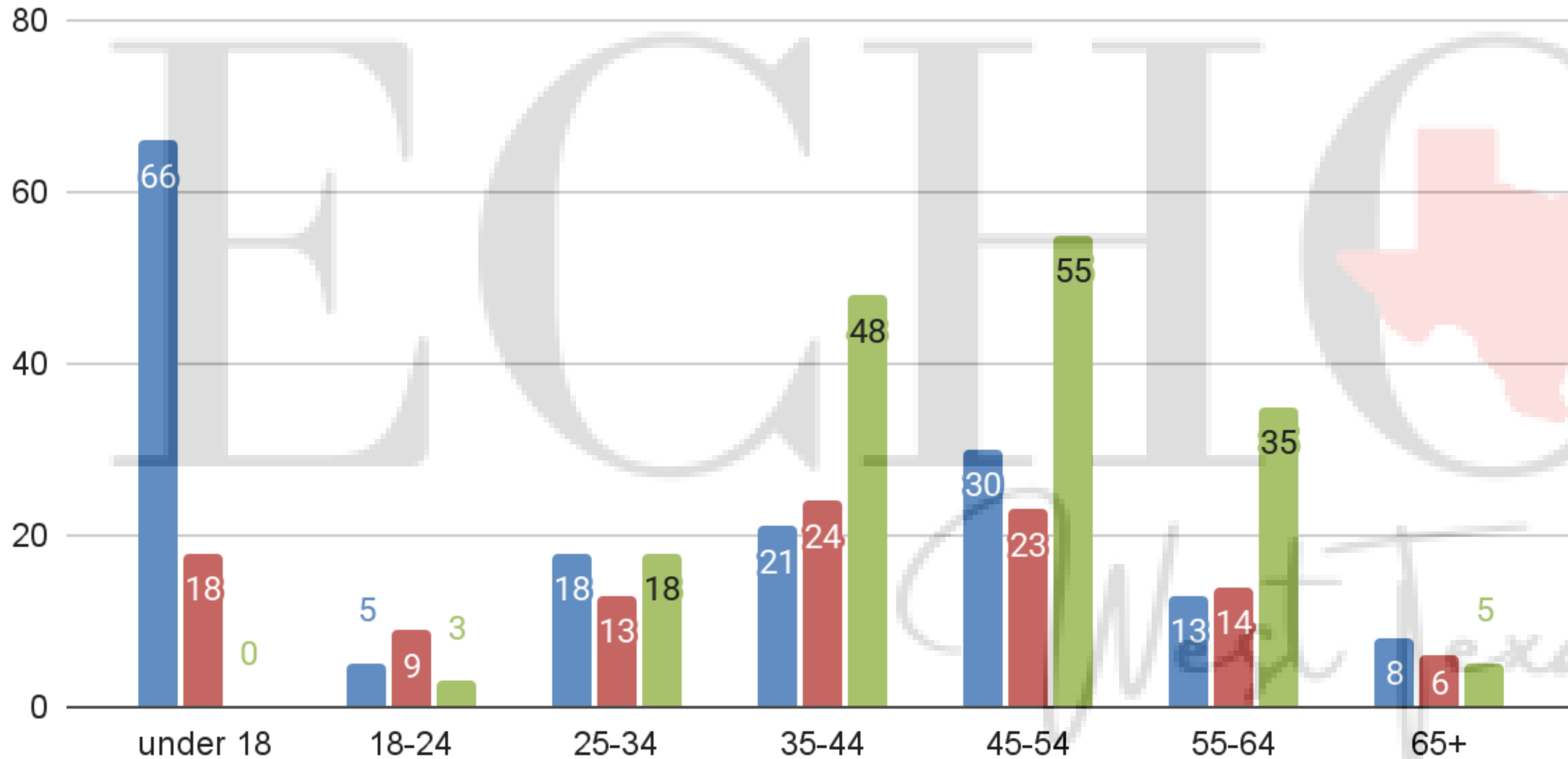
Households without Children (individuals & couples)

- **Emergency Shelter: 65
Households/Persons**
- **Transitional Housing: 81
Households/Persons**
- **Unsheltered: 156
Households; 164 persons**



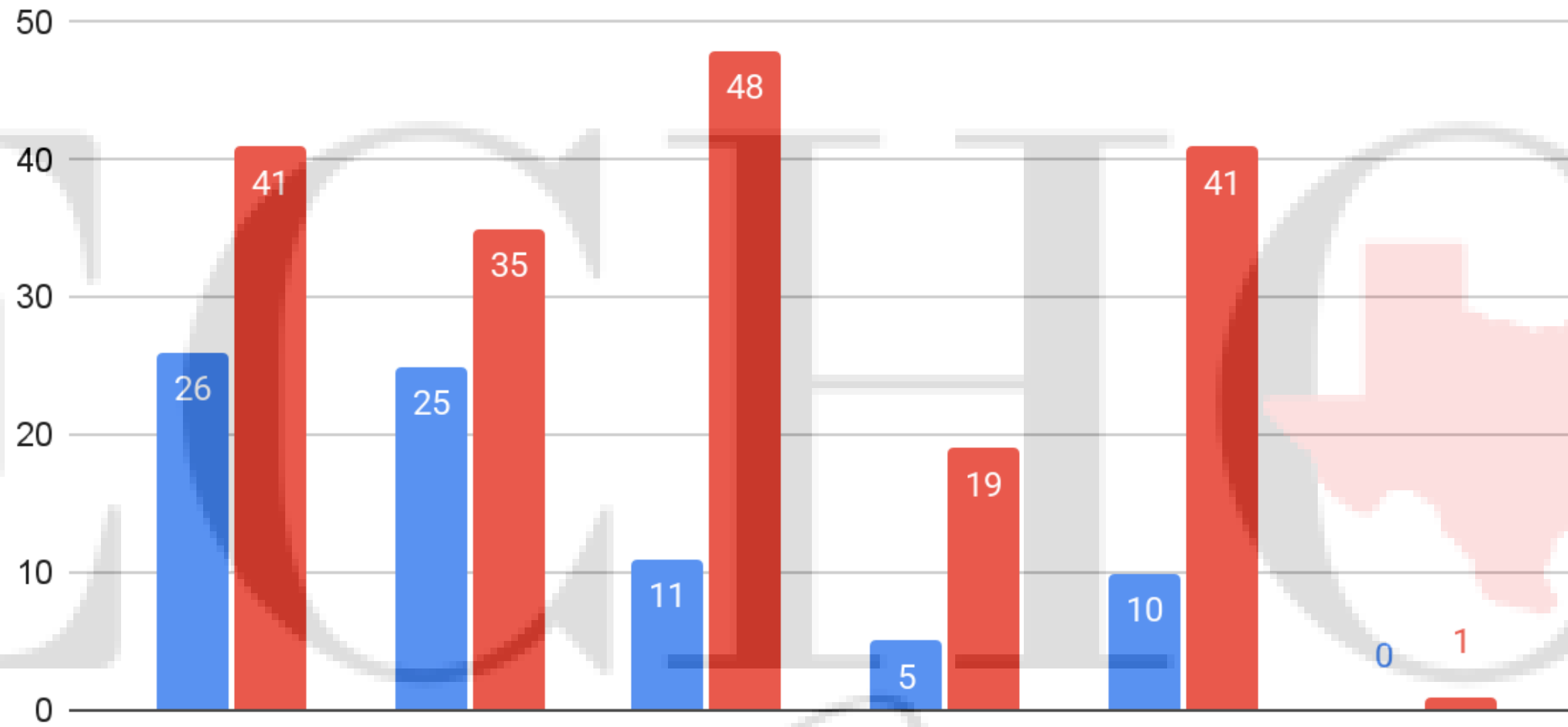
Persons by age group & sheltered status

Emergency Shelter Transitional Housing Unsheltered



Disability Status

Sheltered Unsheltered



Mental Health

Physical

Chronic Health

Developmental

Substance Use

HIV/AIDS

Disability Status



West Texas



Sheltered Homeless

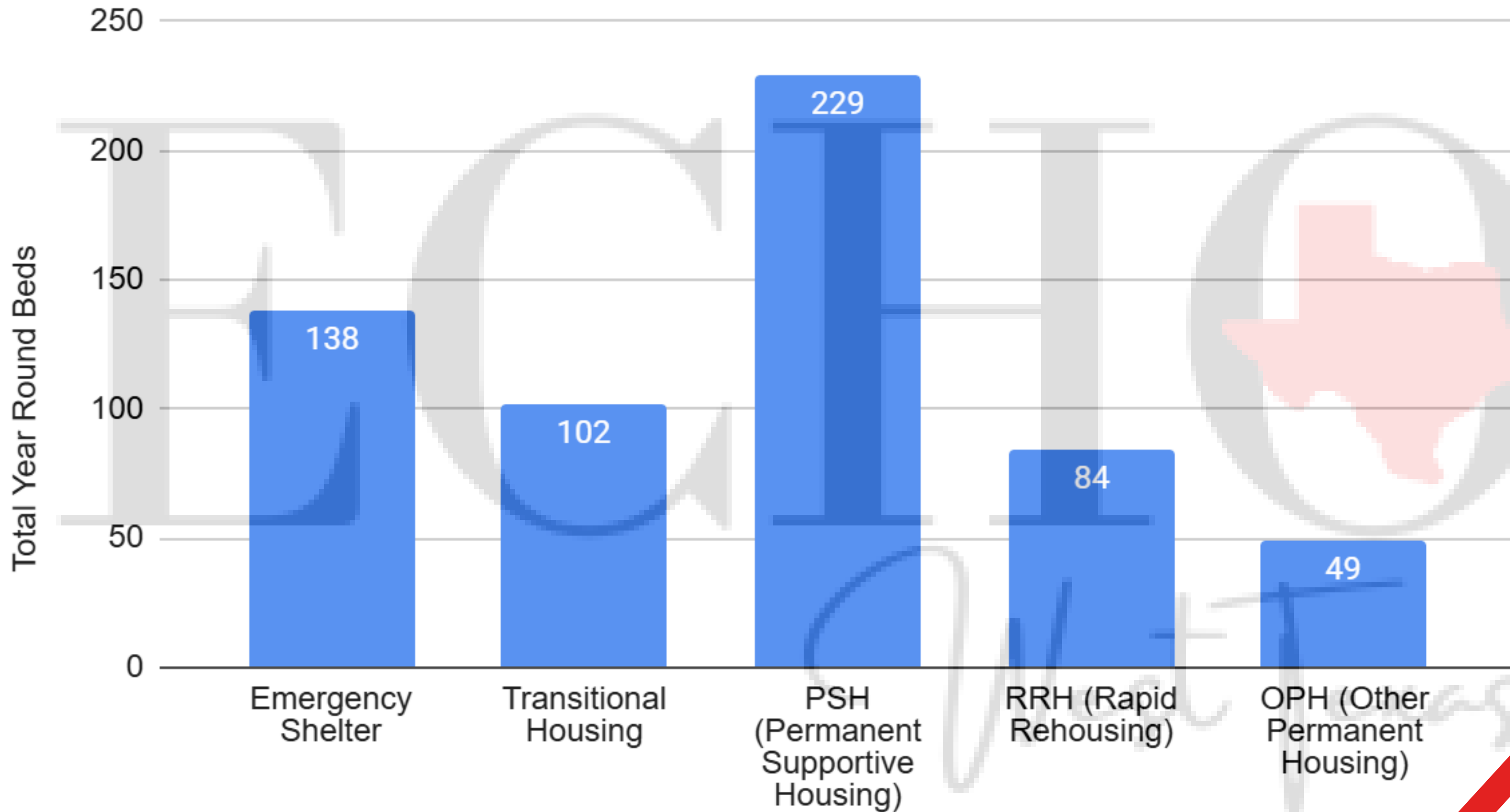
**Total Sheltered Persons -
268**

**Households with children -
30 households, 122 persons**

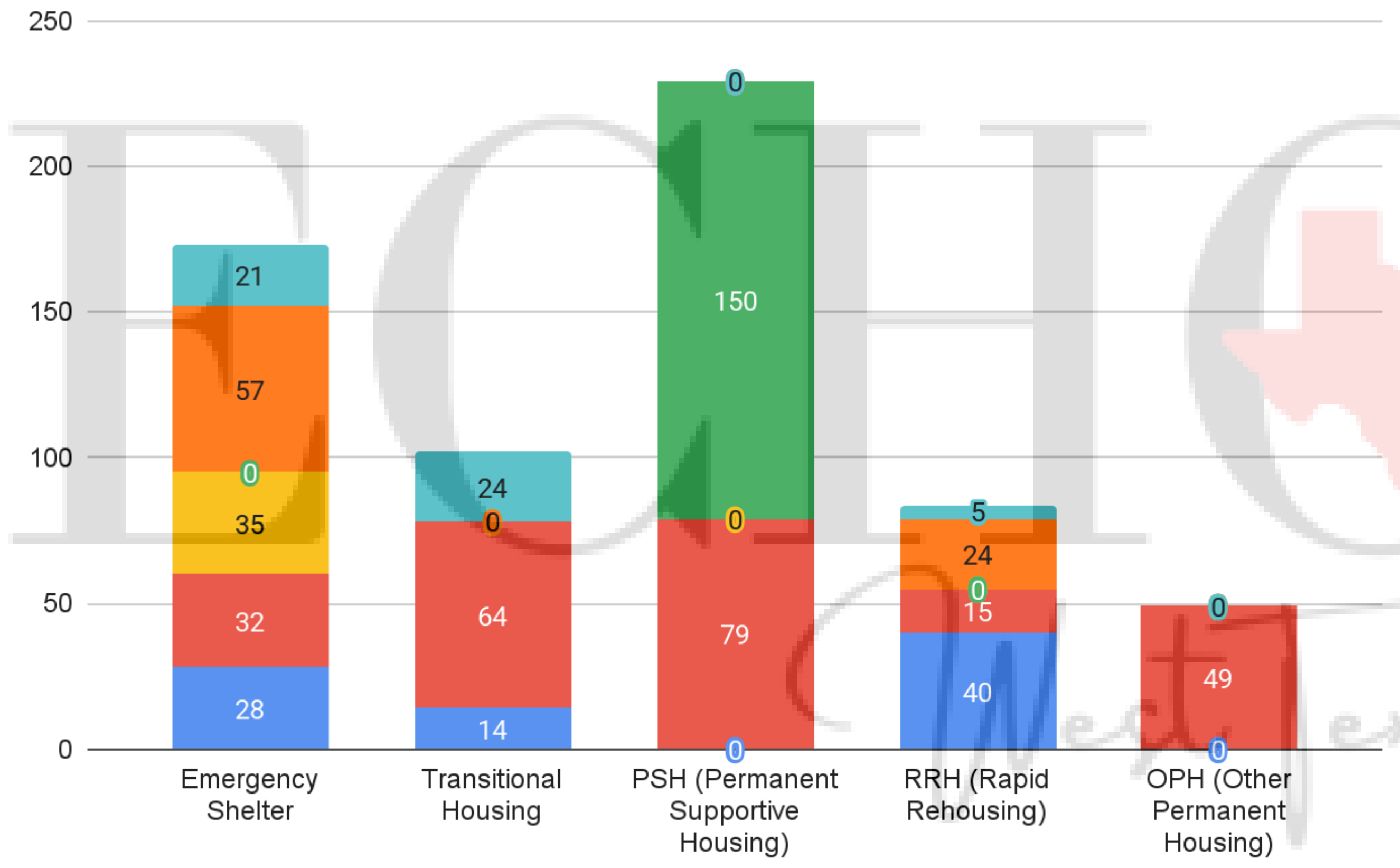
**Households without Children
146 households, 146 persons**

West Texas

Total Year Round Beds

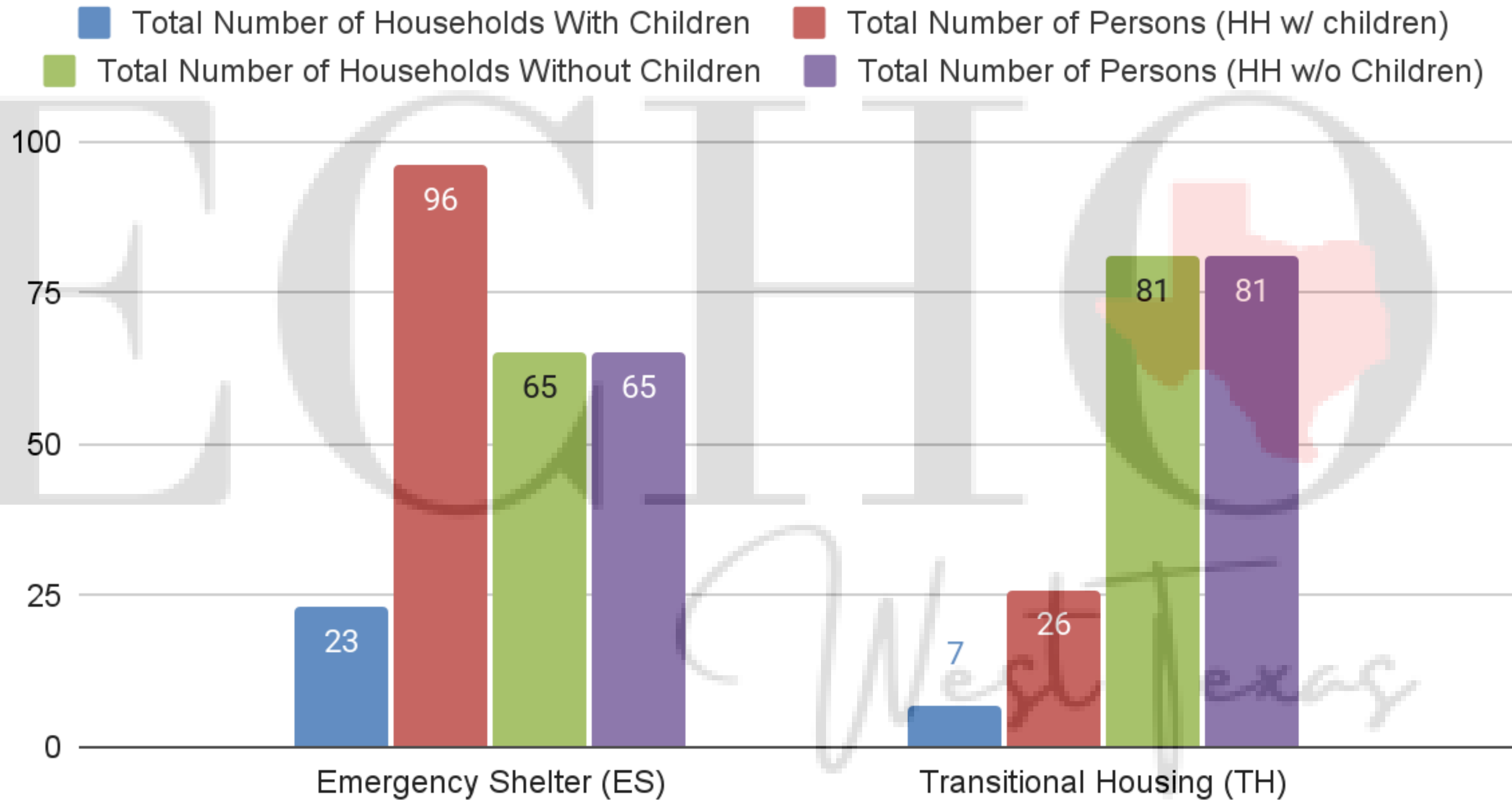


■ DV Beds HH w/o children
 ■ DV Beds HH w/ children
 ■ Veteran Beds
 ■ Seasonal Beds
■ Non-Dedicated Beds - HH w/o Children
 ■ Non-Dedicated Beds - HH w/ Children

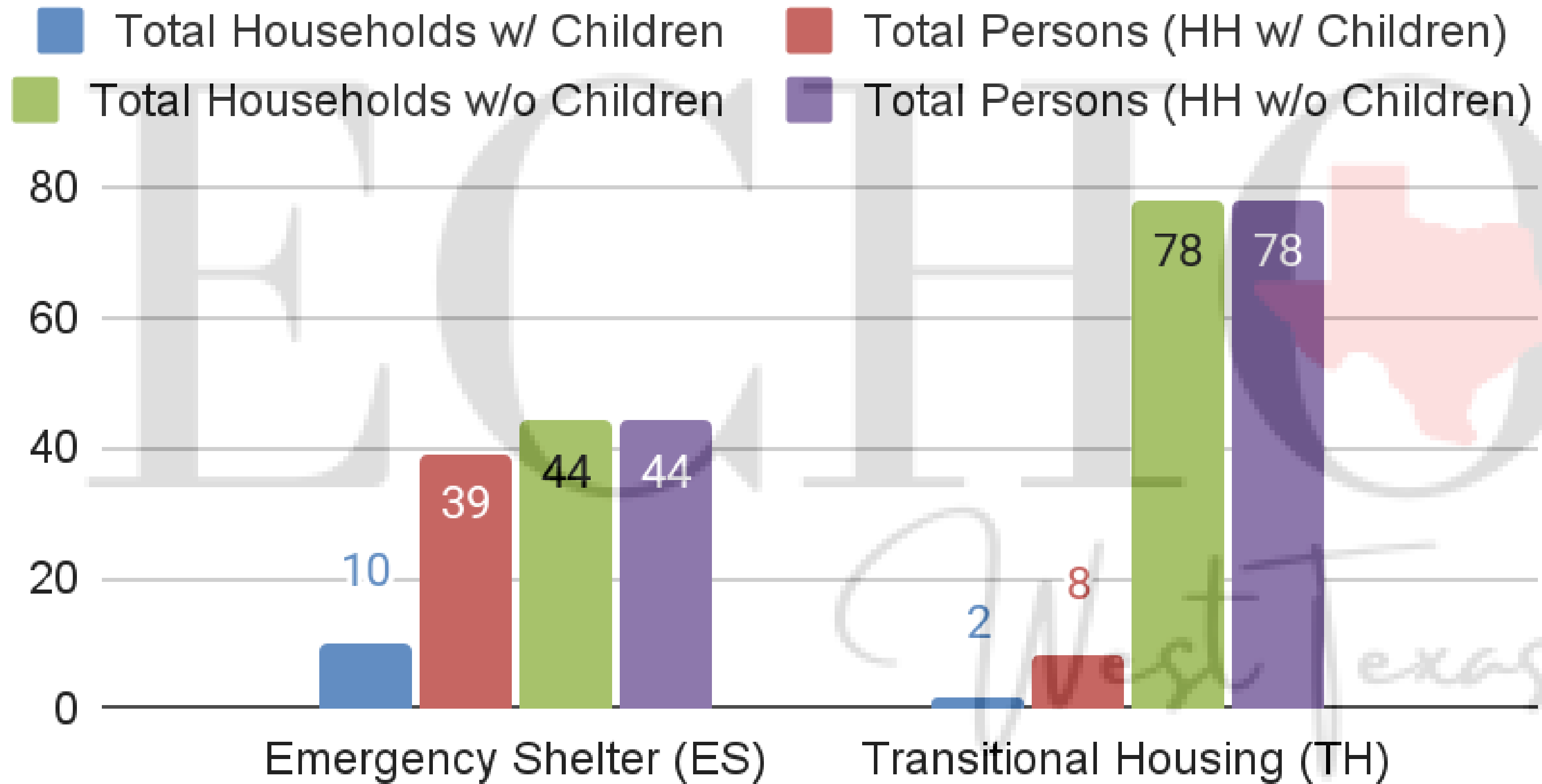


BEDS	EMERGENCY SHELTER	TRANSITIONAL HOUSING	PERMANENT SUPPORTIVE HOUSING	RAPID RE-HOUSING	OTHER PERMANENT HOUSING
TOTAL	138	102	229	84	49
Non-dedicated HH w/ child	28	14	0	40	0
Non-dedicated HH w/o child	32	64	79	15	49
Seasonal	35	0	0	0	0
Veteran	0	0	150	0	0
DV HH w/ child	57	0	0	24	0
DV HH w/o child	21	24	0	5	0

Household Breakdown Totals

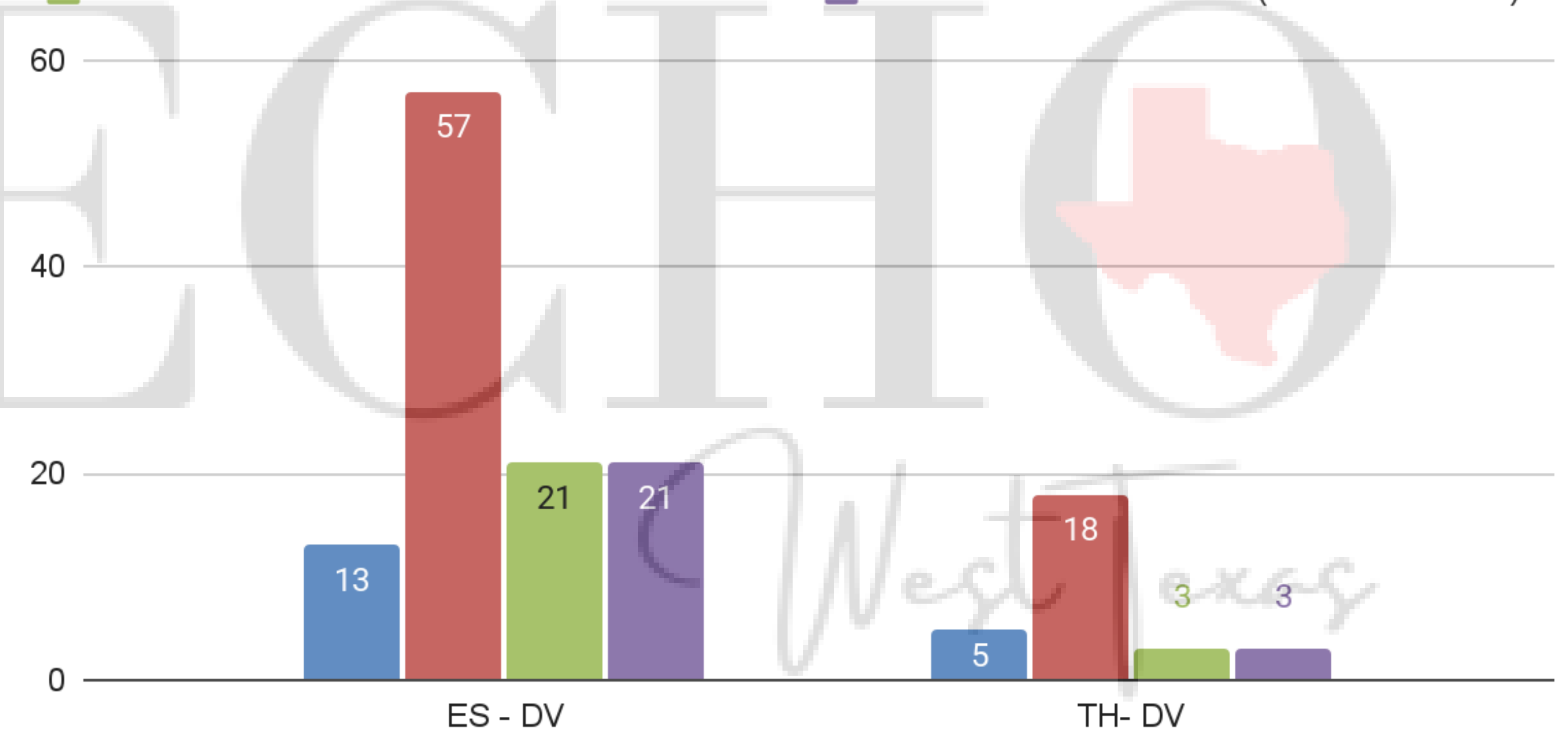


Total Households (non-DV)

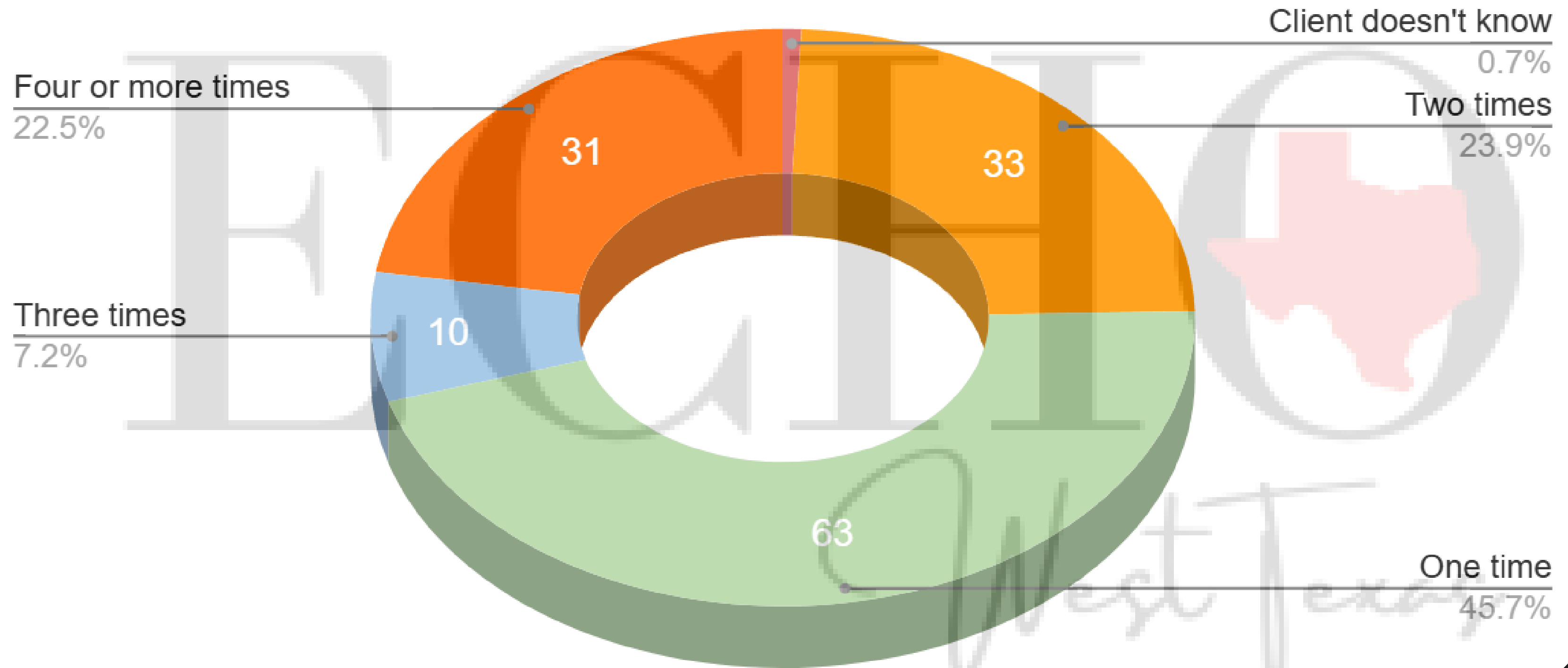


Total households in Domestic Violence Shelter(s)

- Total Number of Households With Children
- Total Number of Persons (HH w/ children)
- Total Number of Households Without Children
- Total Number of Persons (HH w/o Children)



of times homeless in past 3 years



% of persons by number of months homeless over past 3 years

Client doesn't know

3.6%

more than 12

28.1%

12

2.9%

10

1.4%

9

2.2%

8

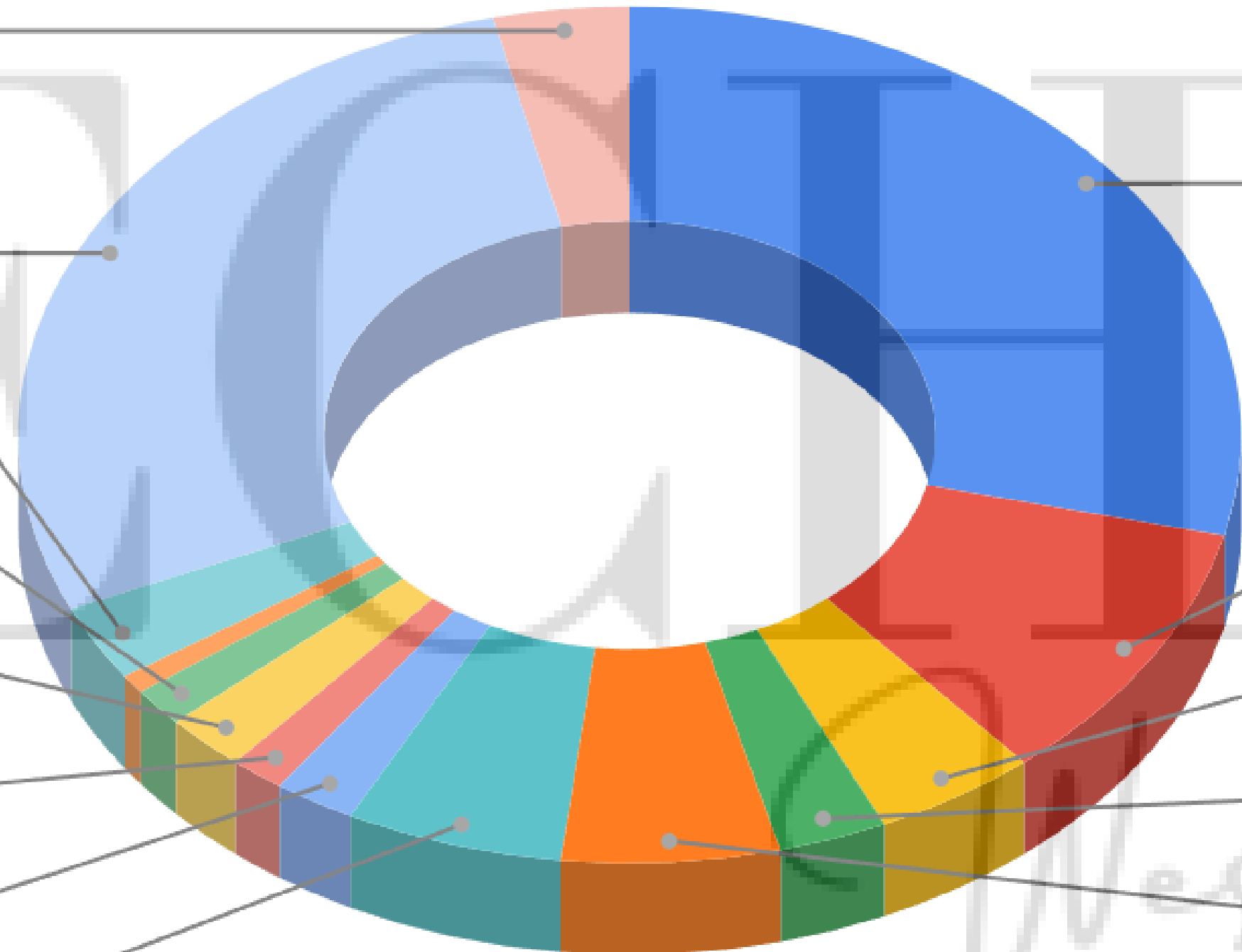
1.4%

7

2.2%

6

5.8%



1
28.8%

2
10.1%

3
4.3%

4
2.9%

5
5.8%

West Texas



SHELTERED BARRIERS & NEEDS

- Fleeing domestic violence barrier
 - secure housing not disclosed to abusers
 - legal services
 - financial support to establish independence
- Mental health & stability barriers
 - challenges caused include
 - sustaining employment
 - managing tenancy responsibilities
 - navigating complex housing processes
- Systemic & economic barriers
 - lack of affordable housing
 - poor rental history
 - lack of savings/income
- Immediate access to affordable housing and financial assistance
 - economic resources to exit the shelter system
- Specialized case management and housing navigation
 - help in:
 - navigating housing
 - managing poor rental history
 - economic & employment stabilization
- Economic & employment stabilization
 - necessary to maintain housing
 - rapid job placement services
 - assistance securing public benefits
 - Other supports (such as childcare, transportation, etc.)



Unsheltered Homeless

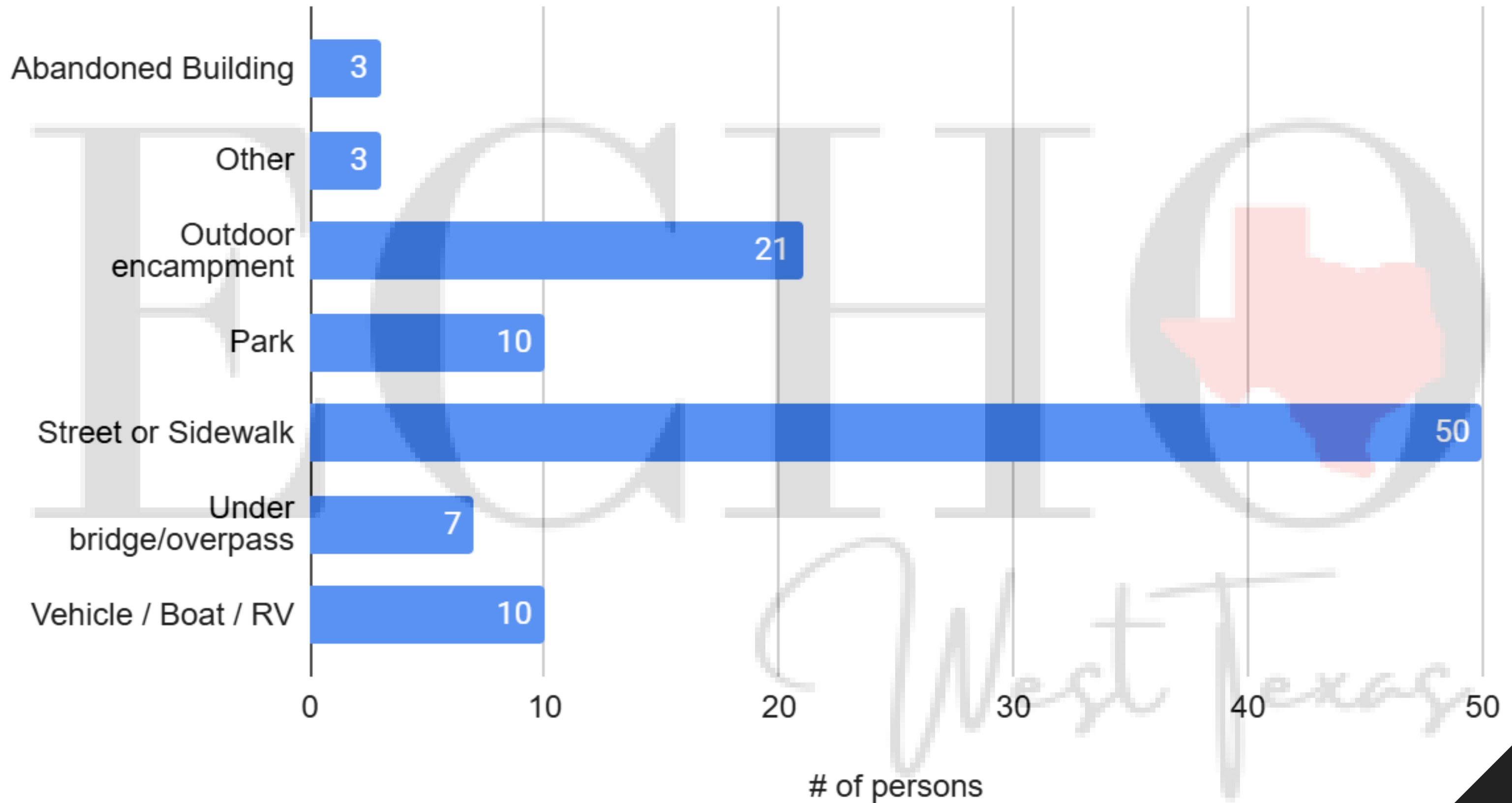
**Total Unsheltered Persons -
164**

**Households with children -
0 persons**

**Households without Children
156 households, 164 persons**

West Texas

Unsheltered Sleeping Locations

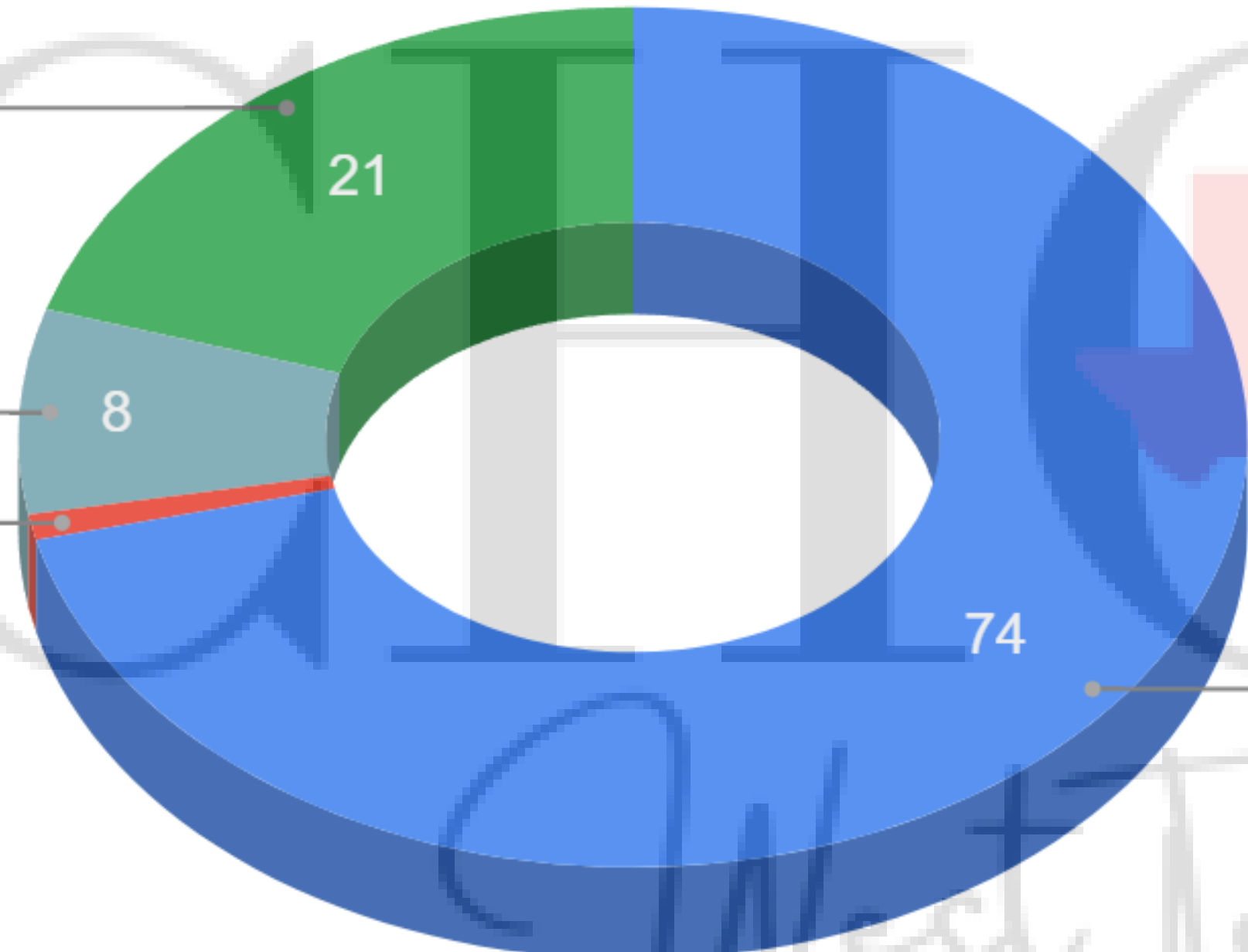


of times homeless in past 3 years

4 or more times
20.2%

Client doesn't know
7.7%

Client prefers not to...
1.0%


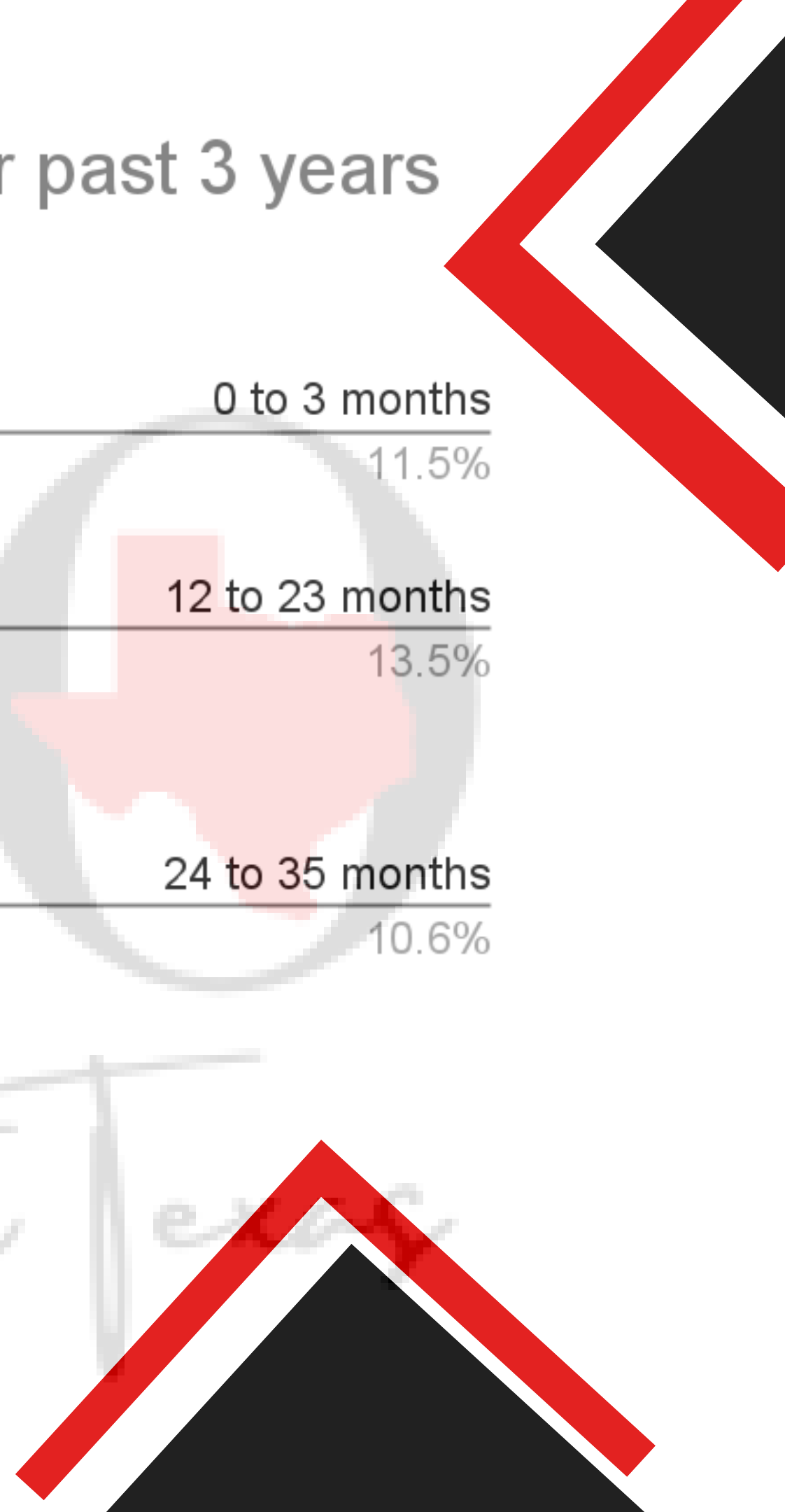
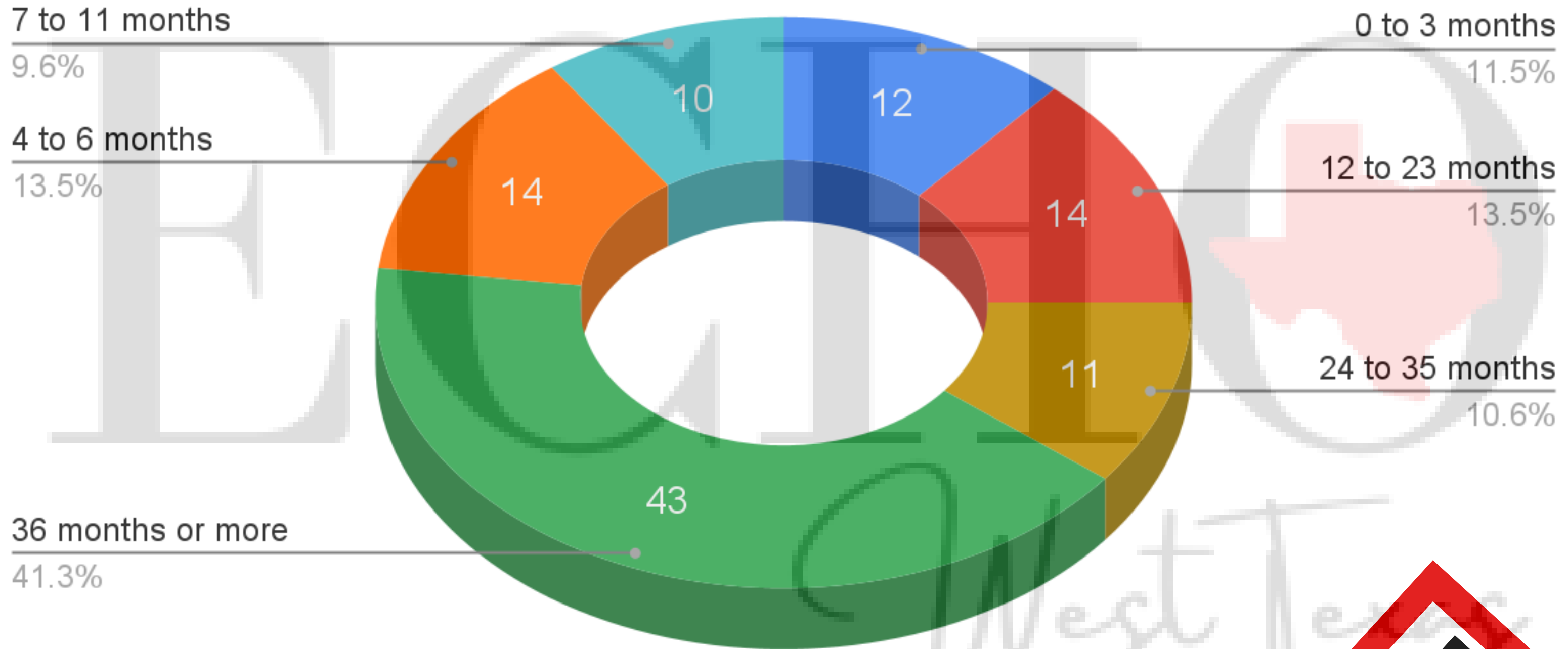


Fewer than 4
71.2%

West Texas

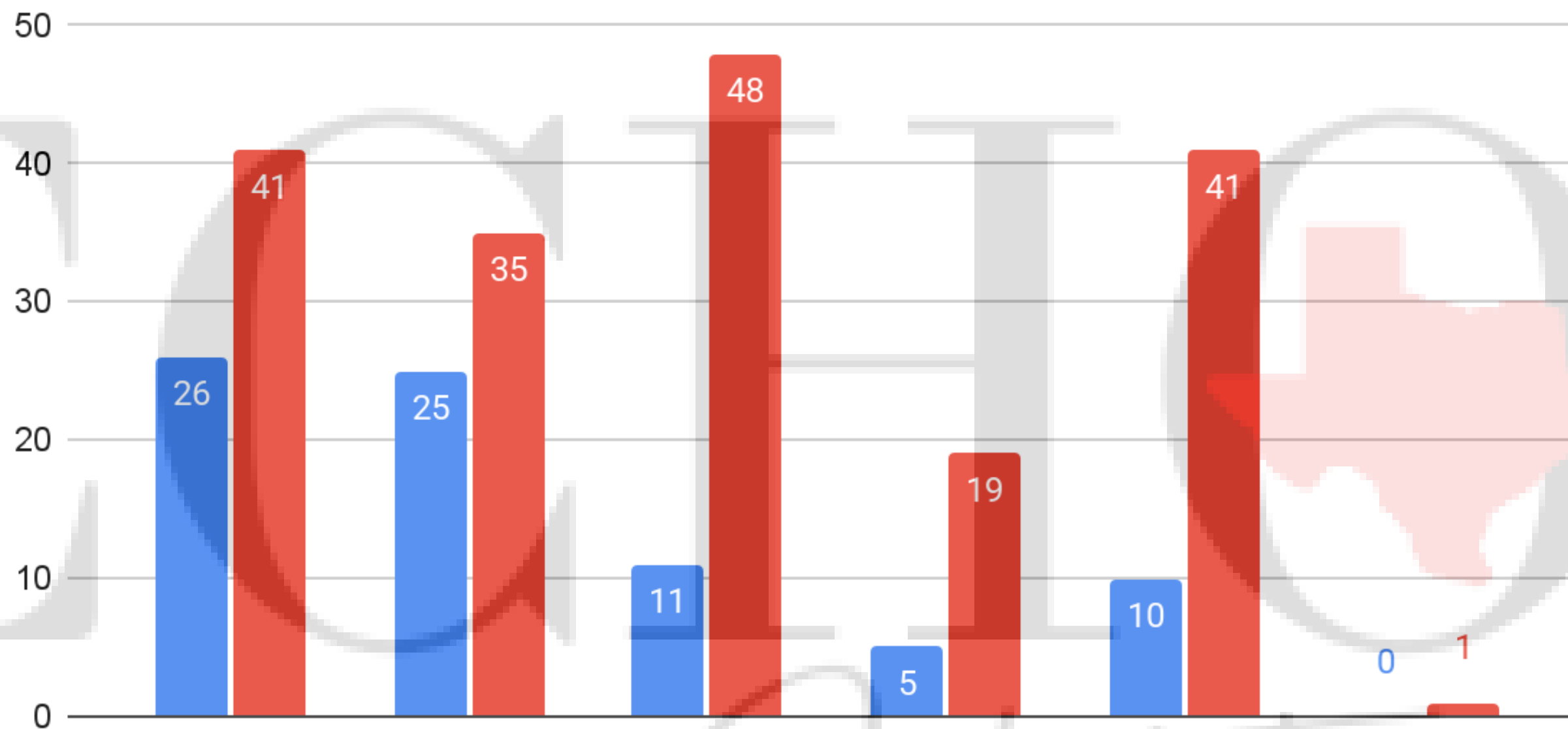


% of persons by number of months homeless over past 3 years



Disability Status

Sheltered Unsheltered



Mental Health

Physical

Chronic Health

Developmental

Substance Use

HIV/AIDS

Disability Status

UNSHELTERED BARRIERS & NEEDS

- Chronic homelessness
 - disabling conditions + length of time homeless
 - requires higher level of coordinated support
 - rapid re-entry into housing nearly impossible
- Chronic health conditions
 - challenges keeping up with treatment (appointments, medication storage, transportation)
 - employment & tenancy becomes overwhelming
- Mental health & physical disabilities
 - 1/4 report MH challenges
 - 1/4 report physical disabilities
 - co-occurring
 - continuous services required for independent living or stable housing
- Permanent supportive housing
 - high level of service with exits to stable, mainstream housing and services
- Physical & behavioral healthcare
 - street medicine
 - mobile clinics
- intensive case management
 - help overcome systemic barriers
 - documentation support (i.e. ID)
 - navigation of social services
- Low barrier, specialized shelters
 - flexible rules to accommodate mental health disorders, including substance use

WHAT DOES ALL THIS MEAN?

- Stark difference between sheltered & unsheltered
- If someone doesn't exit the shelter system within the first year:
 - likely to stay homeless and develop chronic conditions
 - **how to help positive exits from shelter system continue and increase?**
- Unsheltered population requires specialized care not currently available in the area
 - **how to help unsheltered persons access care, improve health, and access shelter?**



West Texas



EECHLO

Break

West Texas

Connecting the PIT, HIC & SPM

- **PIT - Point in Time Count**
- **HIC - Housing Inventory Count**
 - Reports the number of beds and units available in the community's homeless housing programs.
- **SPM - System Performance Measures**
 - System Performance Measures evaluate how effectively the community's homeless response system helps people move out of homelessness and into stable housing.

HIC - Housing Inventory Count

It includes the count of programs such as:

- Emergency Shelter
- Transitional Housing
- Rapid Rehousing
- Permanent Supportive Housing
- Other Permanent Housing programs

The HIC helps us understand:

- How much housing capacity exists
- Whether the community has the right types of programs
- If housing resources are growing, shrinking, or shifting



SPM - System Performance Measures

Key measures include:

- Length of time people experience homelessness
- Returns to homelessness
- Successful placement into permanent housing
- Income and employment improvements
- Number of people newly entering homelessness

Why It Matters:

- SPMs show whether the system is helping people move into housing more quickly, reducing repeat homelessness, and improving long-term stability.

Simple Way to Think About It

You can think of the three tools as answering different parts of the same story:

- PIT Count: How big is the homeless challenge?
- HIC: What housing/resources do we have to address it?
- SPMs: Are those tools working effectively?

Together they help our community make data-driven decisions to improve housing outcomes and strengthen the local homeless response system.

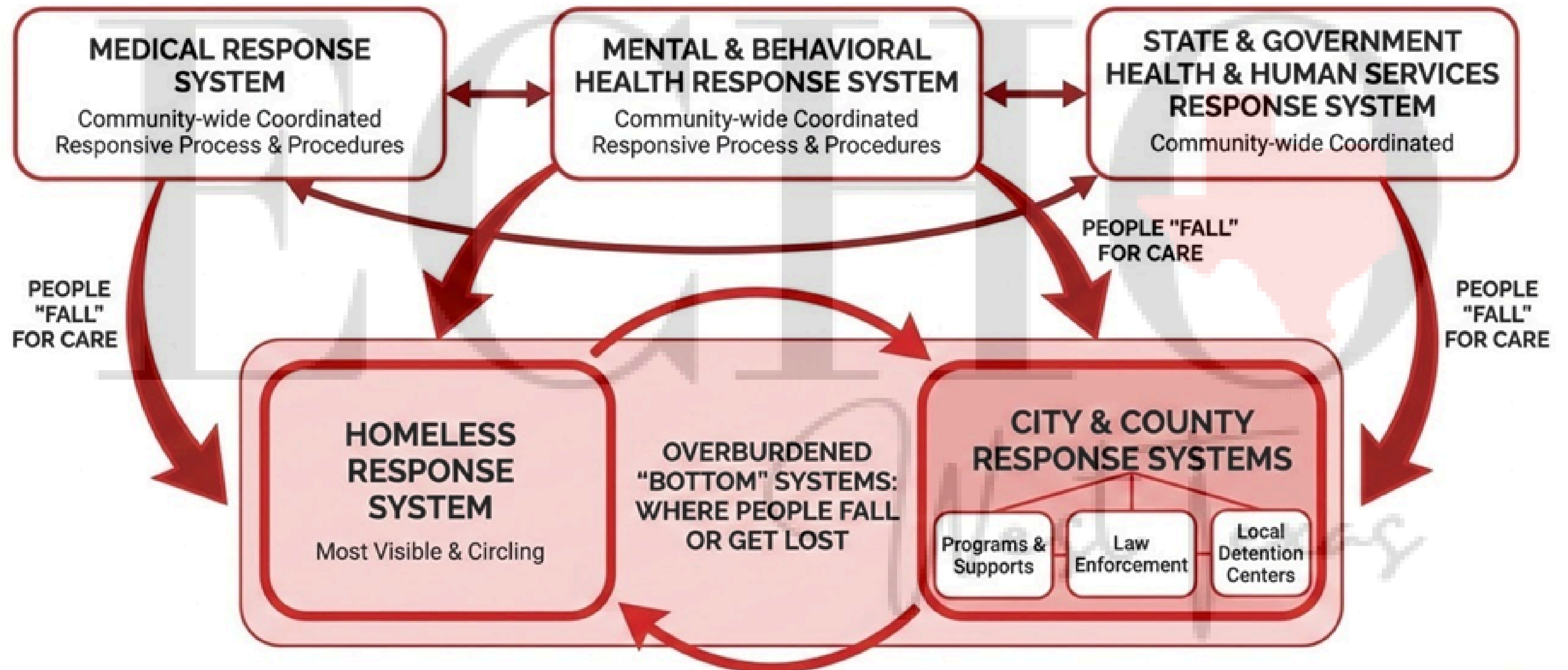


Power of a Homeless Response System

- 12 CoC Programs in TX
- Thank you
- What we face together as a system of care



INTERCONNECTING ECOSYSTEMS OF CARE: COMMUNITY-WIDE COORDINATED RESPONSE



Your Feedback is Vital

Role of ECHO




West Texas

CoC & ECHO Surveys

HRS - Homeless
Response System



Community
Governance & Fund
Process Input





THINK BIG AND BOLD!

**IF YOU WERE 10 TIMES BOLDER,
WHAT BIG IDEA WOULD YOU
RECOMMEND?**

**WHAT FIRST STEP WOULD YOU
TAKE TO GET STARTED?**

**CROWD-
SOURCING**

West Texas

If you were 10 times bolder, what big idea would you recommend? What would your first step be?

PROCESS:

1. WRITE BIG IDEA & FIRST STEP ON SHEET OF PAPER, FOLD IT IN HALF
 - a. don't write your name or any other info on the paper
2. Mill & Pass (3 min)
 - a. talk to people and get to know them, shake hands
 - b. at the same time, pass the papers around without looking at them
3. When bell rings, stop passing
4. Read the thoughts on the card in hand
5. Rate the idea/step (3 min)
 - a. scale 1 to 5 (1 - not my thing, 5 - totally into this idea)
 - b. write score on outside of folded paper
6. Repeat 4 more times!
7. After 5 rounds, add the scores on the front of the paper



**If you were 10 times bolder,
what big idea would you
recommend?**

What would your first step be?

WRITE ANSWERS ON PAPER

FOLD IN HALF

West Texas



MILL & PASS

01:55

NO PEEKING

KEEP PASSING!

West Texas



READ

&

RATE

BOOKS

SCORE 1-5

1 = NOT MY THING
5 = TOTALLY INTO THIS IDEA

WRITE SCORE ON FRONT OF PAPER

West Texas

ADD THE SCORES

WRITE TOTAL ON FRONT WITH OTHER SCORES

IF LESS THAN 5 SCORES ON CARD
AVERAGE THE SCORES
MULTIPLY BY 5



West Texas





HIGHEST SCORING IDEAS

IDEAS

QUESTIONS



TOP 10 HIGH SCORING IDEAS

West Texas

Closing from ECHO

What's Next?

- Youth PIT Count early discussion: April 10, 2026.
Connect w/ Seydia
- June 2026 Member & Community Meeting
 - Quality & Performance Committee to provide small workshop regarding funded project requirements